
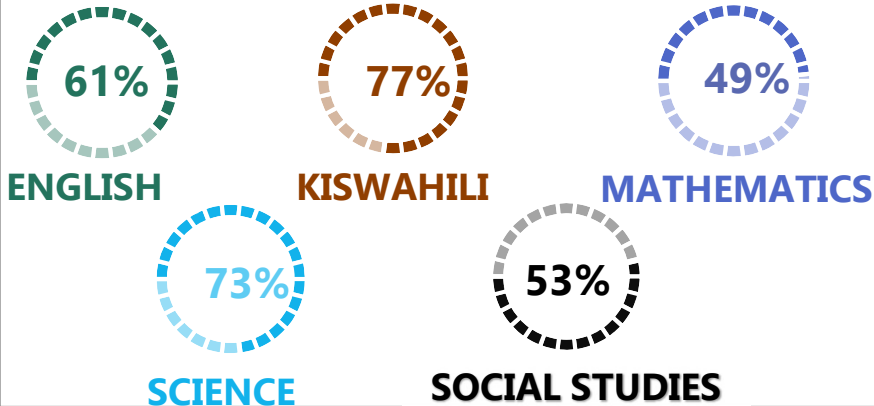






	<h1>VALLEY VIEW</h1>																																																																																										
<b>REGION: KILIMANJARO</b>	<b>SCHOOL AVERAGE: 156.7</b>	<b>BAND 4</b>																																																																																									
<b>DISTRICT: MOSHI</b>		<b>CATEGORY BELOW 40</b>																																																																																									
<b>SUBJECT PERFORMANCE ANALYSIS</b>																																																																																											
<table border="1" style="width:100%; border-collapse: collapse;"> <thead> <tr> <th>SUBJECT NAME</th> <th>AVG</th> <th>%</th> <th>RNK</th> </tr> </thead> <tbody> <tr><td>KISWAHILI</td><td>38.6</td><td>77%</td><td>1</td></tr> <tr><td>SCIENCE</td><td>36.4</td><td>73%</td><td>2</td></tr> <tr><td>ENGLISH</td><td>30.7</td><td>61%</td><td>3</td></tr> <tr><td>SOCIAL STUDIES</td><td>26.7</td><td>53%</td><td>4</td></tr> <tr><td>MATHEMATICS</td><td>24.3</td><td>49%</td><td>5</td></tr> </tbody> </table> <table border="1" style="width:100%; border-collapse: collapse;"> <thead> <tr> <th>BOYS/GIRLS PASS RATE</th> <th>STD</th> <th>AVG</th> <th>%</th> </tr> </thead> <tbody> <tr><td>BOYS</td><td>6</td><td>0.32</td><td>32%</td></tr> <tr><td>GIRLS</td><td>12</td><td>0.68</td><td>68%</td></tr> </tbody> </table>	SUBJECT NAME	AVG	%	RNK	KISWAHILI	38.6	77%	1	SCIENCE	36.4	73%	2	ENGLISH	30.7	61%	3	SOCIAL STUDIES	26.7	53%	4	MATHEMATICS	24.3	49%	5	BOYS/GIRLS PASS RATE	STD	AVG	%	BOYS	6	0.32	32%	GIRLS	12	0.68	68%																																																							
SUBJECT NAME	AVG	%	RNK																																																																																								
KISWAHILI	38.6	77%	1																																																																																								
SCIENCE	36.4	73%	2																																																																																								
ENGLISH	30.7	61%	3																																																																																								
SOCIAL STUDIES	26.7	53%	4																																																																																								
MATHEMATICS	24.3	49%	5																																																																																								
BOYS/GIRLS PASS RATE	STD	AVG	%																																																																																								
BOYS	6	0.32	32%																																																																																								
GIRLS	12	0.68	68%																																																																																								
<table border="1" style="width:100%; border-collapse: collapse;"> <thead> <tr> <th colspan="6">GRADE ANALYSIS SUMMARY</th> </tr> <tr> <th>SUBJECT NAME/GRADE</th> <th>A</th> <th>B</th> <th>C</th> <th>D</th> <th>E</th> </tr> </thead> <tbody> <tr><td>MATHEMATICS</td><td>0</td><td>5</td><td>6</td><td>7</td><td>0</td></tr> <tr><td>KISWAHILI</td><td>3</td><td>15</td><td>0</td><td>0</td><td>0</td></tr> <tr><td>ENGLISH</td><td>0</td><td>11</td><td>6</td><td>1</td><td>0</td></tr> <tr><td>SCIENCE</td><td>7</td><td>8</td><td>2</td><td>0</td><td>0</td></tr> <tr><td>SOCIAL STUDIES</td><td>0</td><td>5</td><td>12</td><td>1</td><td>0</td></tr> </tbody> </table> <table border="1" style="width:100%; border-collapse: collapse;"> <thead> <tr> <th>OVERALL GRADE ANALYSIS</th> <th>NO.</th> <th>SEATED</th> <th>%</th> </tr> </thead> <tbody> <tr><td>41- 45</td><td>0</td><td rowspan="3">18</td><td>0%</td></tr> <tr><td>30.5 - 40</td><td>11</td><td>61%</td></tr> <tr><td>20.5 - 30</td><td>7</td><td>39%</td></tr> <tr><td>10.5 - 20</td><td>0</td><td rowspan="2">0</td><td>0%</td></tr> <tr><td>0- 10</td><td>0</td><td>0%</td></tr> </tbody> </table>	GRADE ANALYSIS SUMMARY						SUBJECT NAME/GRADE	A	B	C	D	E	MATHEMATICS	0	5	6	7	0	KISWAHILI	3	15	0	0	0	ENGLISH	0	11	6	1	0	SCIENCE	7	8	2	0	0	SOCIAL STUDIES	0	5	12	1	0	OVERALL GRADE ANALYSIS	NO.	SEATED	%	41- 45	0	18	0%	30.5 - 40	11	61%	20.5 - 30	7	39%	10.5 - 20	0	0	0%	0- 10	0	0%	<table border="1" style="width:100%; border-collapse: collapse;"> <thead> <tr> <th colspan="2">BOYS VS GIRLS PASSRATE (%)</th> </tr> </thead> <tbody> <tr> <td style="text-align: center;"> <b>32%</b></td> <td style="text-align: center;"> <b>68%</b></td> </tr> <tr> <td colspan="2" style="text-align: center;"><b>OVERALL PERFORMANCE ANALYSIS</b></td> </tr> <tr><td>REGISTERED</td><td>18</td><td>100%</td></tr> <tr><td>SEATED</td><td>18</td><td>100%</td></tr> <tr><td>ABSENTEES</td><td>0</td><td>0%</td></tr> <tr><td>PASSED</td><td>18</td><td>100%</td></tr> <tr><td>FAILED</td><td>0</td><td>0%</td></tr> <tr><td>SCHOOL POSITION</td><td colspan="2" style="text-align: center;">69</td></tr> <tr><td>TOTAL SCHOOLS</td><td colspan="2" style="text-align: center;">87</td></tr> </tbody> </table>	BOYS VS GIRLS PASSRATE (%)		 <b>32%</b>	 <b>68%</b>	<b>OVERALL PERFORMANCE ANALYSIS</b>		REGISTERED	18	100%	SEATED	18	100%	ABSENTEES	0	0%	PASSED	18	100%	FAILED	0	0%	SCHOOL POSITION	69		TOTAL SCHOOLS	87	
GRADE ANALYSIS SUMMARY																																																																																											
SUBJECT NAME/GRADE	A	B	C	D	E																																																																																						
MATHEMATICS	0	5	6	7	0																																																																																						
KISWAHILI	3	15	0	0	0																																																																																						
ENGLISH	0	11	6	1	0																																																																																						
SCIENCE	7	8	2	0	0																																																																																						
SOCIAL STUDIES	0	5	12	1	0																																																																																						
OVERALL GRADE ANALYSIS	NO.	SEATED	%																																																																																								
41- 45	0	18	0%																																																																																								
30.5 - 40	11		61%																																																																																								
20.5 - 30	7		39%																																																																																								
10.5 - 20	0	0	0%																																																																																								
0- 10	0		0%																																																																																								
BOYS VS GIRLS PASSRATE (%)																																																																																											
 <b>32%</b>	 <b>68%</b>																																																																																										
<b>OVERALL PERFORMANCE ANALYSIS</b>																																																																																											
REGISTERED	18	100%																																																																																									
SEATED	18	100%																																																																																									
ABSENTEES	0	0%																																																																																									
PASSED	18	100%																																																																																									
FAILED	0	0%																																																																																									
SCHOOL POSITION	69																																																																																										
TOTAL SCHOOLS	87																																																																																										

INDEX	NAME	SEX	MATHEMATICS	KISWAHILI	ENGLISH	SCIENCE	SOCIAL STUDIES	TOTAL	AVERAGE	OVR GRADE	SCH POSITION	OVERALL POSITION					
1	DIONISIA C. MEYA	F	37	B	43	A	34	B	47	A	33	B	194	39	B	1	2672
2	PATRICIA G. MATERINE	F	36	B	39	B	35	B	43	A	30	C	183	37	B	2	3271
3	FAUSTINA D. KISOKAS	F	25	C	39	B	38	B	44	A	33	B	179	36	B	3	3471.5
4	GEMA I. MSELE	F	32	B	39	B	33	B	41	A	32	B	177	35	B	4	3558
5	NEDRICK S. KARUME	M	28	C	39	B	33	B	41	A	34	B	175	35	B	5	3651.5
6	HALIMA A. LEMA	F	34	B	40	B	29	C	44	A	27	C	174	35	B	6	3698.5
7	ELIZABETH A.NDEDYA	F	35	B	39	B	33	B	37	B	29	C	173	35	B	7	3744
8	NIZAK F. ABDALLAH	M	18	D	41	A	35	B	37	B	36	B	167	33	B	8	3991.5
9	MELKIZEDECK R. MSOFE	M	18	D	42	A	31	B	40	B	28	C	159	32	B	9	4295.5
10	TWAHA A. LEMA	M	22	C	39	B	30	C	42	A	24	C	157	31	B	10	4359
11	ASHA . Y. ISSA	F	24	C	39	B	31	B	36	B	25	C	155	31	B	11	4427
12	AGNES O. MSUYA	F	22	C	38	B	34	B	33	B	24	C	151	30	C	12	4569
13	PATRICIA C. SEMANGO	F	24	C	37	B	29	C	31	B	22	C	143	29	C	13	4803
14	YURI P. KOMBE	M	16	D	35	B	29	C	34	B	22	C	136	27	C	14.5	4957.5
15	JAMILA M. AHMED	F	15	D	38	B	31	B	29	C	23	C	136	27	C	14.5	4957.5
16	NADHIFA I. OTHUMAN	F	17	D	34	B	24	C	36	B	21	C	132	26	C	16	5023.5
17	PATRICIA J. KIANGO	F	17	D	39	B	24	C	19	D	21	C	120	24	C	17	5191.5
18	BAKARI H. ALLY	M	17	D	34	B	20	D	22	C	17	D	110	22	C	18	5284